

Instructions transportation – SL app

<https://sl.se/en/in-english/fares--tickets/smart-phone-ticket-app>

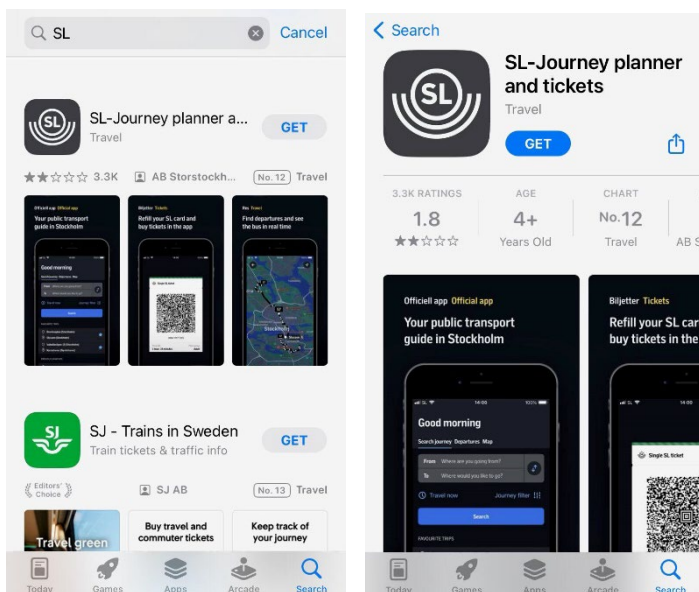
Help & contact

For help and contact call SL's Customer Services.

Phone: +46 8 600 10 00

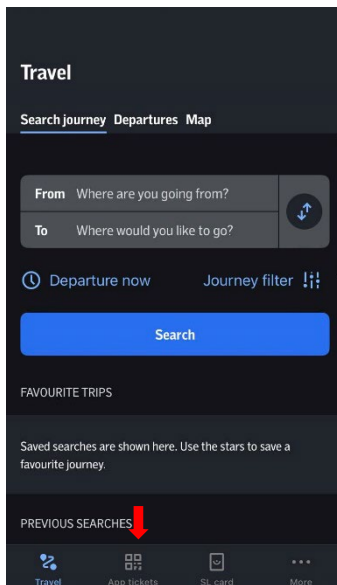
Customer Services is open 24 hours, every day, all year round.

1. Open Google Play or the App Store and search for "SL-Journey planner and tickets"

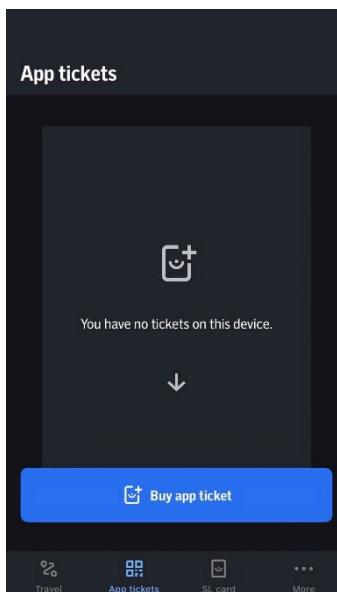


2. Download and open the app

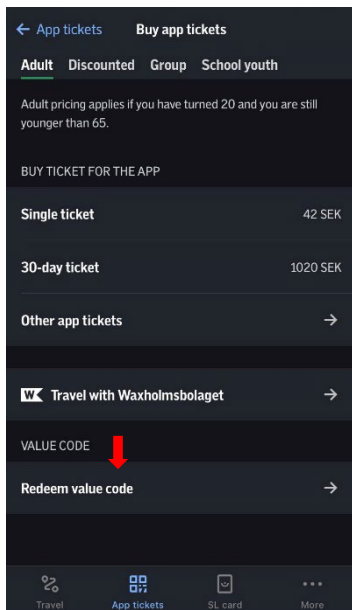
3. Click on the button “App tickets”



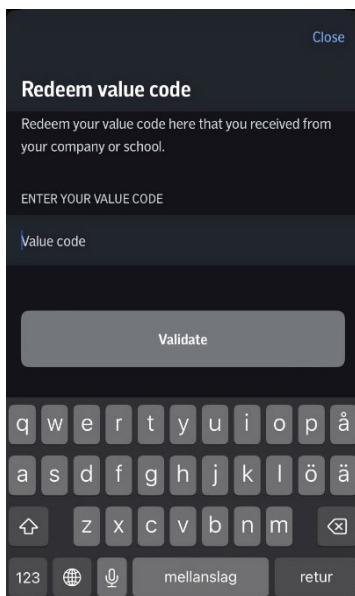
4. Click on the button “Buy app ticket”



5. Click on the button “Redeem value code”

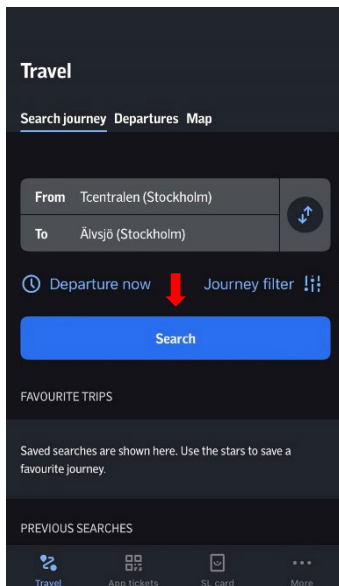


6. Then apply the Redeem value code and click on the button “Validate”



You can prepare up to this point in advance. On the day of your first journey, click on “Activate ticket”-button in your app.

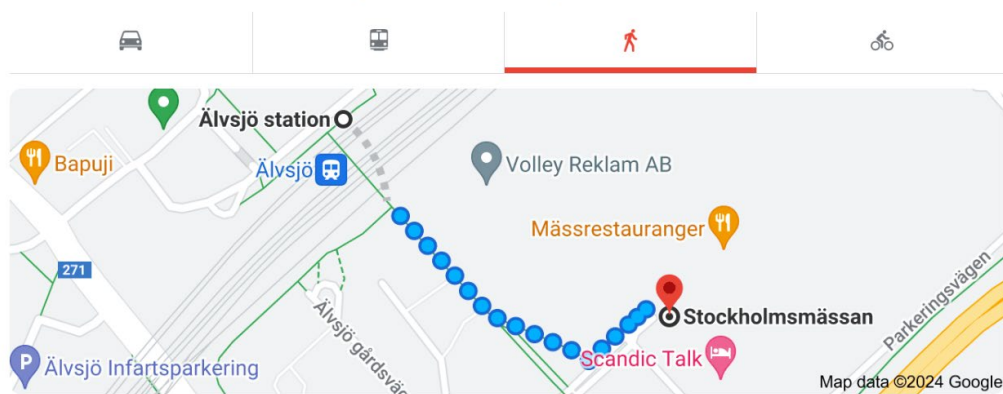
7. Push the button "Travel" and choose the location from T-centralen (Stockholm) to Älvsjö (Stockholm) or Mässvägen 1 Älvsjö



Address Stockholmsmässan: Mässvägen 1 Älvsjö

From Älvsjö station

To Stockholmsmässan, Mässvägen 1, 125 30 Älvsjö



4 min (280,0 m) via Älvsjö Broväg

